

TO THE NEXT LEVEL

TAKE YOUR IMAGINATION



*Bernina Embroidery Software Version 5*



EXPERIENCE THREE LEVELS OF BERNINA EMBROIDERY SOFTWARE V5:

EDITOR LITE\*

ENHANCED EDITORPLUS

AND TOP-OF-THE-LINE DESIGNERPLUS

Nothing Sews Like A Bernina. Nothing.



**BERNINA**+

[www.bernausa.com](http://www.bernausa.com)



#### MIRROR IMAGE AND MIRROR MERGE

Duplicate and mirror image your favorite designs—horizontally or vertically—in one simple operation. Mirror merge aligns your designs perfectly every time!



#### BERNINA QUILTER

Overlap art forms with this powerful, easy-to-use patchwork program. It allows both experienced and first-time quilters to skillfully combine embroidery techniques and quilting patterns. Designing and previewing tools let you refine every detail before you even begin stitching.




#### BERNINA CROSS STITCH

You can easily replicate traditional cross-stitch embroidery techniques. Let the software convert images for you or manually create your own patterns. With a few clicks, you can copy your design or color photo, add the final touches and stitch it out.



#### PHOTOSNAP

Create keepsake gifts by digitizing your own photos and turning them into fine embroidery. With one click, you can fashion textural designs from photos or graphical images. Crop, rescale and alter stitch angles for variety and interest.



### IF YOU LIKE YOUR CURRENT BERNINA SOFTWARE, YOU'LL ADORE V5!

Don't think you can give up your current software? One look at V5 and you'll fall in love all over again. V5 expands your favorite features, adds entirely new functions and pampers you with a super-friendly interface. Forget the learning curve, you'll create dream projects right away with V5!



## ALL THE INSPIRATION YOU NEED TO CREATE WITHOUT LIMITS!

Get inspired to transform your ideas into reality with the world's most innovative embroidery software. Bernina sets your imagination free, so you can create gorgeous crafts, home décor, quilts, garments and more!

### NEW AND ENHANCED FUNCTIONALITY

Exceptionally intuitive. Extraordinarily easy. Enhanced with dozens of new and advanced features, Bernina Embroidery Software V5 is everything you need to express yourself. Discover inventive applications such as appliqué, monogram, and manual and automatic digitizing. Explore hundreds of effects for editing and customizing designs. And, expand your creativity with programs such as Bernina Quilter, Cross Stitch, Portfolio, PhotoSnap, and more.

### EASY TO USE

The improved interface almost becomes an extension of your ingenuity. You can experiment with multiple techniques from a single screen. Easily remove and recombine your favorite design components within one window. And, if you're already an experienced Bernina user, you'll see that V5 picks up right where previous versions left off.

### INDUSTRY-LEADING TECHNOLOGY

As the industry's first manufacturer to embrace object-outlines technology, Bernina brings you the highest-quality digitizing, editing and stitch-outs. It's just one more way Bernina gives passionate sewers like you resourceful tools for endless creativity.

### READY FOR V5 TODAY?

Purchase† an upgrade from Editor Lite V5 to EditorPlus or DesignerPlus, or upgrade from EditorPlus V5 to DesignerPlus at [www.berninausa.com/software](http://www.berninausa.com/software). Or try DesignerPlus V5 at your Bernina Dealer today.

### ADVANCED APPLIQUÉ A BERNINA EXCLUSIVE!



Experience new, exciting flexibility in appliqué creation. Now you can digitize complex appliqués, add fabrics and choose from a huge assortment of borders. Only DesignerPlus brings you open-curve appliqués!



### ADVANCED MONOGRAMMING



This program alone makes V5 well worth the price! Create one- to three-letter monograms in 16 distinct styles. Incorporate numerous decorative ornaments and borders. You can even apply these advanced features to full names.



### INTUITIVE USER INTERFACE



With a fresh look and the same Bernina feel, our new interface makes V5 a joy to use. By expanding functionality without adding complexity, the software is easy to navigate and oh so practical. A consistent approach to all features lets you build on what you already know to create without limits!



### CUSTOMIZE DESIGNS



Change your mind? The new graphical color and object list makes editing a breeze. With a few clicks, you can easily select individual objects to delete, resequence, change color or edit.



### THREAD CHART MANAGEMENT AND MATCHING

Too many thread charts to keep track of? Organize and print your own charts for shopping reference! And, if you want to match threads, you can find the closest colors using multiple thread brands.





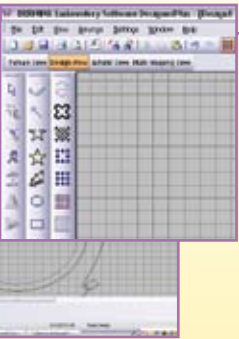
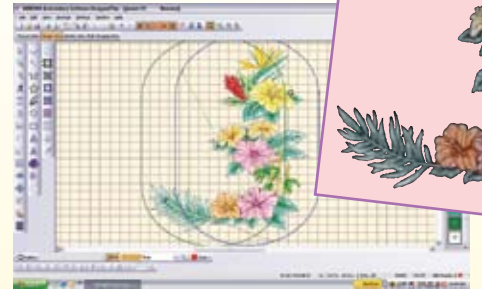
### PATTERN STAMP

Stitch a pattern wherever you like without restriction. Just pick your pattern, place it and repeat. It's that easy!




### MULTI-HOOPING SPLIT DESIGN FILE

Big improvements for big designs! If your design is too large for your hoop, use this great feature to automatically split the design. The software instantly displays your design on multiple hoops. You can manipulate objects at will to adjust the details.



### EASILY REMOVE OVERLAPS

Forget fussing with overlapping embroidery. The software automatically removes any undesired overlaps for a smooth, even look. Trouble-free and very tidy!




### LETTERING AND FONTS

Personalize any craft with professionally digitized lettering. Simple to use and easy to edit, this feature gives you complete control. And you can instantly digitize lettering from thousands of Windows® fonts available for your computer. Think of the possibilities!



### QUICK START GUIDE

This easy-to-understand, printed and on-screen guide takes you step by step through functions, projects and more!






### ON-SCREEN VERSATILITY

Get ready for the ultimate in flexibility. You can save a design's view as an image to insert in other programs. Select an entire color for instant recoloring, editing or resequencing. Even highlight color objects, not just color blocks, for more control.



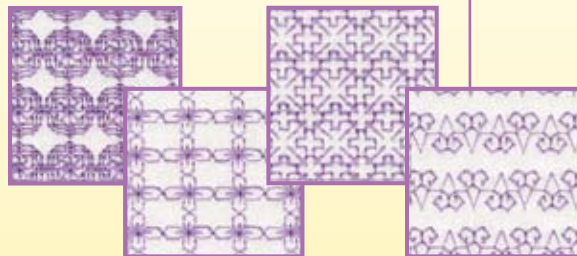
### COLOR BLENDING

Add depth to your embroidery through subtle color changes. Select from four spacing effects. Choose your stitch spacing and colors. The machine takes care of the rest!



### PATTERN FILLS

Unique pattern fills give your embroidery an extravagant dimension. Achieve the look you want from one of the many pattern fills included or create your own. You can even edit them to suit your own unique design.



### BLACKWORK

Recreate heirloom stitches with new blackwork fills, borders and runs. Adjust the position, size and rotation of individual stitches for just the right handmade look.



### BUTTONHOLES AND MERGE BUTTONHOLES

It's easier than ever to add buttonholes to your home décor, crafts, garments and other projects. Buttonholes come out neat and clean because the software automatically eliminates stitches that might fray once the buttonhole is open.



NEW OR ENHANCED IN V5  
EDITOR LITE<sup>®</sup>  
EDITORPLUS  
DESIGNERPLUS

NEW OR ENHANCED IN V5  
EDITOR LITE<sup>®</sup>  
EDITORPLUS  
DESIGNERPLUS

| GENERAL  |   |   |   |   |
|--|---|---|---|---|
| Windows® 2000 and XP Compatible                    | • | • | • | • |
| Electronic On-Screen User Manual                   | • | • | • | • |
| Quick Start Guide                                  | • | • | • | • |
| Web-Based Upgrades                                 | • | • | • |   |
| Tips with Opening Screens                          | • | • | • | • |
| New Icons and Modeless Dialog Boxes                | • | • | • | • |
| Easier-to-Use Look and Feel                        | • | • | • | • |
| Hundreds of Ready-to-Stitch Designs                | • | • | • | • |
| USB Dongle   |   | • | • | • |
| HOOPS  |   |   |   |   |
| Create and Select Your Own Hoops                   |   | • | • | • |
| Multi-Hooping Split Design File                    | • |   |   | • |
| THREADS  |   |   |   |   |
| Thread Chart Management and Matching               | • | • | • | • |
| LETTERING  |   |   |   |   |
| Professionally Digitized, Pre-Programmed Alphabets | • | • | • | • |
| Powerful Lettering Tools                           |   | • | • | • |
| Satin, Step, or Fancy Fills for Lettering          |   | • | • | • |
| Lettering Overlay Removal                          |   |   | • | • |
| Baseline and Justification Options                 |   | • | • | • |
| Elastic Lettering                                  |   |   | • | • |
| Reshape and Kern Individual Letters                | • | • | • | • |
| Change Individual Letter Colors                    |   | • | • | • |
| TrueType Fonts                                     |   |   |   | • |
| EDITING & CUSTOMIZATIONS                           |   |   |   |   |
| Edit Designs From One Screen                       |   |   | • | • |
| Customize Designs Customize in One Screen          |   | • | • | • |
| Selection Tool                                     | • | • | • | • |
| Break Apart  | • |   | • | • |
| Rescale and Rotate Designs                         |   | • | • | • |
| Group and Ungroup Objects                          |   |   | • | • |
| Polygon Select Tool                                |   |   | • | • |
| Reshape Object and Stitch Edit                     |   |   | • | • |
| Align Objects                                      |   |   | • | • |
| Mirror-Image Tools                                 |   | • | • | • |
| Mirror-Merge, Wreath and Kaleidoscope Tools        |   |   | • | • |
| Color Film   | • | • | • | • |
| Object List  | • | • | • | • |
| Sequence by Selects                                |   |   | • | • |
| Rescale in Picture Mode                            | • | • | • | • |
| Add and Fill Holes                                 | • |   |   | • |
| Reshape Improvements                               | • | • | • | • |
| Quick Clone  | • | • | • | • |
| VIEW DESIGNS                                       |   |   |   |   |
| Designs Grouped When Opened                        | • | • | • | • |
| Grid   |   | • | • | • |
| Artistic View Mode                                 | • | • | • | • |
| Design Overview Window                             | • | • | • | • |
| New Zoom Tools                                     | • | • | • | • |
| Show/Hide Stitches                                 | • | • | • | • |
| View by Color                                      |   |   | • | • |
| Slow Redraw  |   | • | • | • |
| Fabric Settings                                    |   |   | • | • |
| Fabric Display                                     |   | • | • | • |
| Save Design as Image                               | • |   | • | • |
| STITCH QUALITY                                     |   |   |   |   |
| Auto Underlay                                      | • |   | • | • |
| Multiple Underlays                                 | • |   | • | • |
| Start-/End-Point Positions                         | • | • | • | • |
| Resequence by Stitches or Color                    | • |   | • | • |
| Easily Remove Overlaps                             | • |   | • | • |
| Pull Compensation                                  |   | • | • | • |
| Travel on Edge                                     | • |   |   | • |
| More Underlay Options                              | • | • | • | • |
| Tie In/Off and Closest Join                        | • |   | • | • |
| BUTTONHOLES  |   |   |   |   |
| Buttonholes  |   |   | • | • |
| Merge Buttonholes                                  |   |   | • | • |
| STITCH EFFECTS                                     |   |   |   |   |
| Pattern Stamp                                      | • |   |   | • |
| Color Blending                                     |   |   |   | • |
| Textured Edge Fill                                 | • |   | • | • |
| Wave Effect  | • |   |   | • |
| Blackwork Run                                      |   |   |   | • |
| Fancy and Texture Fills                            | • |   | • | • |
| Create Pattern Fills                               |   |   |   | • |
| Outline Options                                    |   |   | • | • |
| Blackwork, Lacework and Candlewicking              |   |   |   | • |
| Stemstitch and Backstitch                          |   |   |   | • |
| Stipple Fill                                       |   |   |   | • |
| Pattern Run and Fills                              | • |   | • | • |
| Better Control of Pattern Fills and Fancy Fills    | • |   | • | • |
| MONOGRAMS  |   |   |   |   |
| Advanced Monogramming                              | • |   | • | • |
| Create Monogram Borders                            | • |   |   | • |
| APPLIQUÉ   |   |   |   |   |
| Auto Appliqué                                      | • |   |   | • |
| Partial Appliqué                                   | • |   |   | • |
| Advanced Appliqué – A Bernina Exclusive!           | • |   |   | • |
| ARTWORK  |   |   |   |   |
| Artwork Included                                   | • |   | • | • |
| Link to Graphics Programs                          | • |   | • | • |
| Open and Save Artwork in Several Formats           | • |   | • | • |
| AUTO DIGITIZING                                    |   |   |   |   |
| Auto-Digitizing Tool and Magic Wand                | • |   | • | • |
| DIGITIZING   |   |   |   |   |
| Manual Digitizing Tools                            |   |   |   | • |
| Block Digitizing Tool                              |   |   |   | • |
| Shape Tools  |   |   |   | • |
| FORMATS  |   |   |   |   |
| Open Designs in Many Formats                       | • | • | • | • |
| Save Designs in Many Formats                       | • |   | • | • |
| Save Designs in ART Format                         |   |   | • | • |
| OTHER FEATURES AND PROGRAMS                        |   |   |   |   |
| Magic Box Link                                     |   | • | • | • |
| PhotoSnap  | • |   | • | • |
| Portfolio  |   |   | • | • |
| Bernina Cross Stitch                               |   |   | • | • |
| Bernina Quilter                                    |   |   | • | • |

\*Included with aurora sewing and embroidery systems. Not sold separately. Bernina Embroidery Software V5 is Windows 2000/XP compatible. Needs at least 128MB of RAM available (256MB-512MB recommended). E-ComPC requires 256MB of RAM. Visit [www.bernausa.com](http://www.bernausa.com) for complete product information, creative projects and sewing tips. Many embroidery designs available through your Bernina Dealer or [www.embroideryonline.com](http://www.embroideryonline.com)



No one supports the creative sewer like a Bernina Dealer.